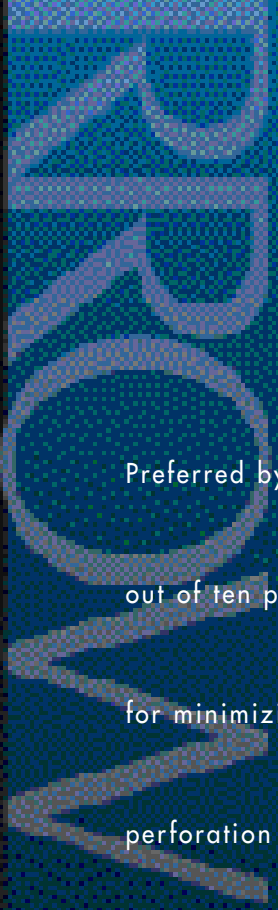


# Arrow-Berman™ Angiographic Catheter

The Arrow-Berman logo is a large, stylized, light blue graphic of the brand name, oriented vertically on the right side of the advertisement. It is set against a dark blue background with a fine halftone dot pattern.

Preferred by nine  
out of ten physicians  
for minimizing  
perforation risk and  
trauma in pediatric  
cardiac catheterization.

Arrow-Berman™

Angiographic

Catheter

## Arrow-Berman™ Angiographic Catheter

**Only Arrow carries the catheter with the original proven design of Dr. Michael A. Berman.**


Using a balloon catheter in angiography keeps the catheter away from the myocardium, reducing the possibility of arrhythmias or staining from dye injection. More important is the perforation protection the balloon offers during high-pressure injection.

**In-package syringes with “stops” help you avoid overinflation.**

Arrow includes an appropriately sized syringe with a stop with each catheter to deter overinflation of the latex balloon.<sup>1</sup>

**Pulmonary angiography and other additional uses.**

The catheter may be used for pulmonary angiography and for the ipsilateral approach in Balloon Occlusion Femoral Angiography. If a patent foramen ovale or a septal defect exists, the catheter may be passed into the left ventricle and aorta for sampling, pressure measurements, or angiographic studies. The use of a single catheter for the entire procedure can reduce the trauma and blood loss.



*Unique, tapered-tip construction insures that diameter of the deflated balloon does not exceed the diameter of the catheter body,<sup>2</sup> thus allowing the introducer to be properly sized to the catheter, facilitating percutaneous introduction and reducing blood loss.*

### Catheter Length Markings

Each catheter has clear, easy to identify increment markings every 10cm along catheter body to confirm insertion depth.

### New higher flow rates.

With new junction hub and extension line design, the Arrow-Berman™ Angiographic Catheter offers even higher flow rates. See details on back page.

### Torque control keeps you in control.

Arrow polyvinyl chloride (PVC) catheters offer a greater control over manipulation than catheters of standard materials.

### Wide range of sizes and lengths allow for more accurate matching of patient needs to catheter size.

Arrow-Berman™ Angiographic Catheters are available in French sizes 4, 5, 6, 7 and 8 — more sizes than from any other manufacturer.

### Smooth, flexible catheter body facilitates insertion.

Also allows blood flow to carry the inflated balloon naturally through the ventricle and into the pulmonary artery. Catheter tip position may be determined by continuous monitoring of pressure or by monitoring the radiopaque catheter body with fluoroscopy.

### Convenient packaging.

Each catheter is packaged in a sterile peel-pack tray with an appropriately sized syringe.<sup>1</sup>


## Balloon Occlusion Femoral Angiography

**When the “run-off” method doesn’t provide the details you need to make a confident diagnosis, Balloon Occlusion Femoral Angiography (B.O.F.A.) could provide the answers.**

B.O.F.A. provides excellent visualization of the planter arch and foot vessels for improved diagnosis of severe peripheral vascular disease.<sup>3</sup>

This technique can reduce patient X-ray exposure, contrast dose, retake rate, and cost. The accuracy of exposure timing can also be improved.

For the ipsilateral approach, Arrow-Berman™



Angiographic Catheters

permit injection of contrast medium behind the inflated balloon.\*

For the contralateral approach, Arrow Wedge-Pressure Catheters permit injection of contrast medium ahead of the inflated balloon.

### Videotape offered.

We have prepared a detailed procedural videotape<sup>4</sup> and invite you to review it for 20 days, free.


\* See Berman Catheters for B.O.F.A. on back page.

# Reverse Arrow-Berman™ Catheter for Selective Pulmonary Occlusion Angiography Studies

For selective pulmonary occlusion angiography studies, the balloon is inflated to provide surface contact with the pulmonary artery wall to achieve full occlusion for a moment while contrast solution is injected. The balloon is then deflated allowing blood to flush the contrast solution into the pulmonary vasculature and at the same time pictures of this activity are taken to assess the patient's pulmonary condition.



This catheter can also be used for aortic angiographic studies in the pediatric population. The indications for use of this catheter could include transposition of the great vessels or Tetralogy of Fallot, among others.



Product #	Fr. Size	Useable Length
AI-07037	7 Fr.	110cm
AI-07035	5 Fr.	80cm

## Arrow-Berman™ Angiographic Catheter<sup>5</sup>

Product Information								
Product No.	French Size	Introducer Size Recom'd <sup>6</sup>	Useful Length	Max. <sup>7</sup> Inflation Capacity	Inflated <sup>8</sup> Balloon Diameter	Max. <sup>9</sup> Wire Recom'd	Improved <sup>10</sup> Max. Inj. Flow Rate	Max. <sup>11</sup> Injection Pressure
AI-07130	5 Fr.	5 or 6 Fr.	50cm	3/4cc	8mm	.032"	15cc/sec	540 p.s.i.g.
AI-07130-J	5 Fr.	5 or 6 Fr.	60cm	3/4cc	8mm	.032"	13cc/sec	540 p.s.i.g.
AI-07131	6 Fr.	6 or 7 Fr.	60cm	1cc	10mm	.035"	20cc/sec	650 p.s.i.g.
AI-07132	7 Fr.	7 or 8 Fr.	90cm	1-1/4cc	11mm	.038"	24cc/sec	700 p.s.i.g.
AI-07133	8 Fr.	8 or 9 Fr.	110cm	1-1/4cc	11mm	.038"	35cc/sec	800 p.s.i.g.
AI-07134	4 Fr.	5 Fr.	50cm	6/10cc	6-1/2mm	.021"	6cc/sec	600 p.s.i.g.
AI-07135 <sup>5</sup>	5 Fr.	5 or 6 Fr.	80cm	3/4cc	8mm	.032"	12cc/sec	540 p.s.i.g.
AI-07136 <sup>6</sup>	6 Fr.	6 or 7 Fr.	90cm	1cc	10mm	.035"	18cc/sec	650 p.s.i.g.
AI-07137 <sup>5</sup>	7 Fr.	7 or 8 Fr.	110cm	1-1/4cc	11mm	.038"	24cc/sec	600 p.s.i.g.
AI-07138	8 Fr.	8 or 9 Fr.	70cm	1-1/4cc	11mm	.038"	42cc/sec	750 p.s.i.g.

## Reverse Arrow-Berman™ Catheter for Selective Pulmonary Occlusion Angiography Studies

Product Information								
Product No.	French Size	Introducer Size Recom'd <sup>6</sup>	Useful Length	Max. <sup>7</sup> Inflation Capacity	Inflated <sup>8</sup> Balloon Diameter	Max. <sup>9</sup> Wire Recom'd	Max. <sup>10</sup> Injection Flow Rate	Max. <sup>11</sup> Injection Pressure
AI-07037	7 Fr.	7 or 8 Fr.	110cm	1-1/2cc	12mm	.038"	20cc/sec	700 p.s.i.g.
AI-07035	5 Fr.	5 or 6 Fr.	80cm	1-1/4cc	12mm	.032"	8cc/sec	600 p.s.i.g.

(continued on next page)

## Arrow-Berman™ Angiographic Catheters for Balloon Occlusion Femoral Angiography (B.O.F.A.) Ipsilateral Approach

### Product Information

Product No.	French Size	Introducer Size Recom'd <sup>5</sup>	Useful Length	Max. <sup>7</sup> Inflation Capacity	Inflated <sup>8</sup> Balloon Diameter	Max. <sup>9</sup> Wire Recom'd	Max. <sup>10</sup> Injection Flow Rate	Max. <sup>11</sup> Injection Pressure
AI-07137	7 Fr.	7 or 8 Fr.	110cm	1-1/4cc	11mm	.038"	24cc/sec	600 p.s.i.g.
AI-07136	6 Fr.	6 or 7 Fr.	90cm	1cc	10mm	.035"	18cc/sec	650 p.s.i.g.
AI-07135	5 Fr.	5 or 6 Fr.	80cm	3/4cc	8mm	.032"	12cc/sec	540 p.s.i.g.

<sup>1</sup> Contact Arrow for available sizes.

<sup>2</sup> Except 4 Fr. where balloon is 4-1/2 Fr.

<sup>3</sup> Cardella, JF, Smith, TP, Darcy, MD, Hunter, DW, Castaneda-Zuniga, W, Amplatz, K. Balloon occlusion femoral angiography prior to *in situ* saphenous vein bypass. Cardiovascular and Interventional Radiology (1987) 10: 181-187.

<sup>4</sup> Videotape prepared in conjunction with Curatech, Inc. Video order No. is BOFA-1

<sup>5</sup> Also used as Balloon Occlusion Catheter with multiple holes proximal to the balloon (Balloon occlusion catheters with multiple holes distal to balloon are now available. See Reverse Arrow-Berman™).

<sup>6</sup> The recommended Arrow Introducer with side arm access is one French size larger than the catheter size. The recommended minimum size introducer without side arm access is the same French size as the catheter excluding the 4 Fr. catheter.

<sup>7</sup> CO2 is the recommended inflation media. See instructions for use prior to using air. Do not use any liquid to inflate balloon.

<sup>8</sup> Nominal.

<sup>9</sup> Arrow-Berman™ Angiographic Catheters are closed at the distal. However, a guide wire may be cautiously inserted to firm catheter during insertion but stop pushing wire at first sign of resistance near balloon to prevent internal damage.

<sup>10</sup> Measured using Renografin 76<sup>®</sup> (T.M.E.R. Squibb Co.) with 2 second injection time.

<sup>11</sup> Nominal. Measured at room temperature with Stratham P-23 db Transducer.

U.S. Federal Law limits this device to sale by or on order of a physician. Contents of unopened, undamaged package are sterile. Contains no medication. Disposable.

Refer to package insert for current warnings, indications, contraindications, precautions, and instructions for use.

For information regarding distribution in your area, contact:

**ARROW**  
INTERNATIONAL

**For more information, call your Arrow representative, or contact us by calling 800 523-8446 or 610 378-0131.**

[www.arrowintl.com](http://www.arrowintl.com)

#### UNITED STATES

Arrow International, Inc.  
2400 Bernville Road  
Reading, PA 19605, USA  
Phone: 610-378-0131  
Toll-free: (800) 523-8446  
Fax: 610-478-3199

Orders-only toll-free fax: (800) 343-2935  
Email: Customer.Service@arrowintl.com

#### AFRICA

Arrow Africa (Pty) Ltd.  
Cambridge Commercial Park  
22 Witkoppen Road, Paulshof Extension  
Sandton 2054, Republic of South Africa  
Phone: (11) 807 4887  
Fax: (11) 807 4994  
Email: tlc@arrowafrica.co.za

#### AUSTRALASIA

Arrow International, Inc.  
2400 Bernville Road  
Reading, PA 19605, USA  
Phone: 610-378-0131  
Toll-free: (800) 233-3187  
Fax: 610-374-5360  
Email: australasia@arrowintl.com

#### CANADA

Arrow Medical Products, Ltd.  
2300 Bristol Circle, Unit 1  
Oakville, Ontario L6H 5S3  
Phone: (905) 829-9473  
Toll-free: (800) 387-7819  
Fax: (905) 829-9414  
Email: arrow.canada@arrowintl.com

#### CZECH REPUBLIC

Arrow International CR, a.s.  
Pražská 209  
500 04 Hradec Králové  
Czech Republic  
Phone: 049 575 9111  
Fax: 049 575 9222  
Email: czech.sales@arrowintl.com

#### EUROPEAN SALES OFFICE

Flevolaan 9A  
NL 1382 JX  
Weesp, The Netherlands  
Phone: +31 294 29900  
Fax: +31 294 414235  
Email: europeansales@arrowintl.com

#### FRANCE

Arrow France S.A.  
Atlantic Parc, « Les Pyramides » No. 11  
Route de Pitoys, P.A. de Maignon  
64600 Anglet, France  
Phone: 05 59 31 34 90  
Fax: 05 59 31 34 91  
Email: arrow.sa@wanadoo.fr

#### GERMANY

Arrow Deutschland GmbH  
Justus-von-Liebig-Strasse 2  
D-85435 Erding, Germany  
Phone: 08122 9820-0  
Fax: 08122 40384  
Email: service@arrow-deutschland.de

#### GREECE

Arrow Hellas A.E.E.  
230 Kifissias Avenue  
Halandri, 152 31  
Athens, Greece  
Phone: 6777717 / 6777311  
Fax: 6777911  
Email: arrowhel@hol.gr

#### HOLLAND

Arrow Holland Medical Products B.V.  
Flevolaan 9A  
NL 1382 JX  
Weesp, The Netherlands  
Phone: 294 280 620  
Fax: 294 412 300  
Email: c\_service@arrow-holland.nl

#### INDIA

Arrow India  
9 Demonte Street  
Santhome, Mylapore  
Chennai 600004  
India  
Phone: 44-495-6769  
Fax: 44-495-6787  
Email: arrowint@hotmail.com

#### JAPAN

Arrow Japan, Ltd.  
Nagaoka Bldg.  
3-16, Kita-Otsuka 3-chome  
Toshima-ku, Tokyo 170-0004, Japan  
Phone: 03-5974-1701  
Fax: 03-5974-1845  
Email: arrowjpn@courante.plala.or.jp

#### LATIN AMERICA

Arrow International, Inc.  
2400 Bernville Road  
Reading, PA 19605, USA  
Phone: 610-378-0131  
Toll-free: (800) 233-3187  
Fax: 610-374-5360  
Email: latinamerica@arrowintl.com

#### MEXICO

Arrow Internacional de Mexico S.A. de C.V.  
Molieri No. 128, Col. Polanco  
11560 Mexico City, Mexico  
Phone: 5281-2291  
Fax: 5282-1359  
Email: arrowmex@mail.internet.com.mx

#### SLOVAKIA

Arrow Slovensko Piešťany s.r.o.  
Valová 49  
921 01 Piešťany, Slovakia  
Phone/Fax: 0838/77 25428  
Email: arrow@arrow.sk

#### SPAIN

Arrow Iberia S.A.  
Avenida de Valgrande 14  
28108 Alcobendas  
Madrid, Spain  
Phone: 916 621 267  
Fax: 916 619 756  
Email: arrow@arrow-iberia.es

Contact Arrow International, Inc. for reference information on the above.

©2001 Arrow International, Inc. All rights reserved.

BER-C 4/01 11M

