



PRESENTS

**IV FORUM**  
BRISBANE | 20 APRIL 2010



# **The Stakes are High:** Vascular Access Challenges in today's Healthcare Environment

*The Right Line > The Right Patient > The Right Time > The Right Securement*

“The AVA mission is to improve patient safety, comfort and outcomes; define the vascular access specialty; promote a favourable public policy environment; optimise professionals’ knowledge and skills; share best practices; and promote research in vascular access.”



[www. avainfo.org](http://www.avainfo.org)

# Conference Program


---

- Multi-disciplinary conference (1300+ attendees)
- General Sessions
- Breakout sessions
- Poster Displays
- Trade displays
- Workshops
- Networking opportunities
- Pre / post courses




# Networking Opportunities

---



# The Exhibition Hall

---



# New Technologies

---

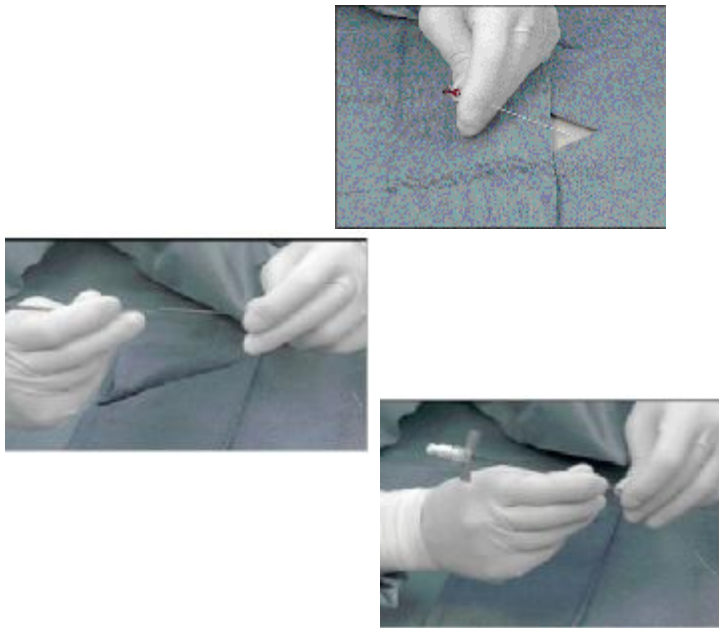
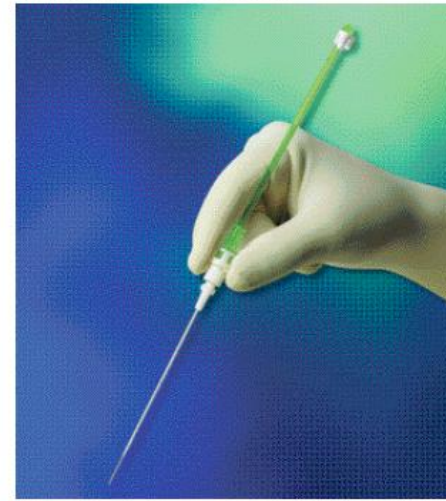


Figure 4. The WAND combines a needle, guidewire, dilator and sheath into one unit.




Stoker,N (2009) Accelerated Seldinger Technique *Managing Infection* 32-35




# Power Injectable / Impregnated Devices

---



( X-ray - top view )



# Ultrasound

---

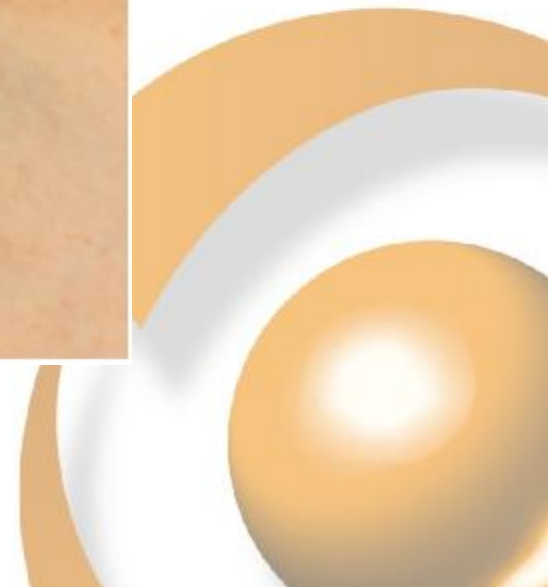
- For Insertion of all CVADs



# New Securement Devices

---

## Grip-LOK

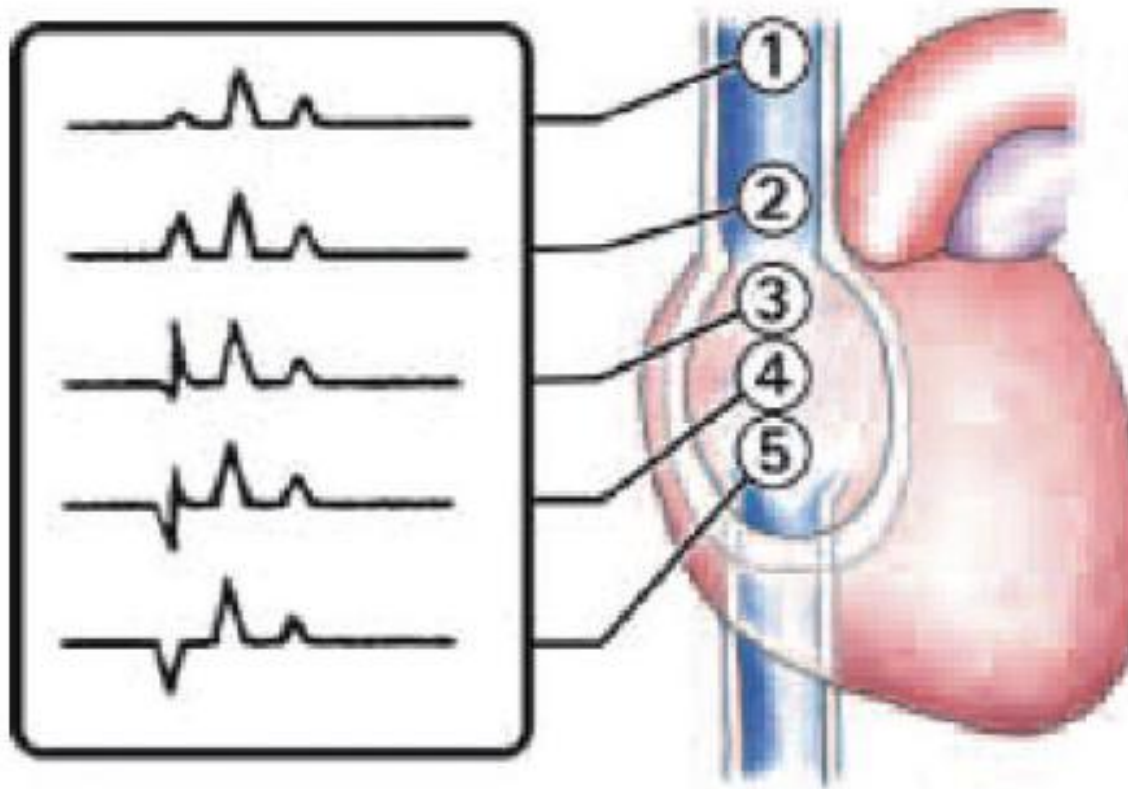


# Tip position Technologies

---

- New technologies which combine ultrasound and tracking of tip through the guidewire and ECG tip position confirmation





*Fig. 2 – Changes of the P wave as a function of the tip of the intracavitary electrode (Figure reproduced by courtesy of BBraun)*



# Strategies for Clinical Practice Development

---

- Bundles (Provides synergy between Best Practice recommendations)
- Clinical Pathways to improve outcomes. Vessel Health Program

